

# Atlantic Health System Diagnostic Radiology Residency Program



Atlantic  
Health System



# Table of Contents

A Letter From Your Program Director.....	4
Morristown, New Jersey — Rich with History.....	5
Mission & Vision.....	6
Awards and Designations.....	7
Atlantic Health System Vital Stats: 2022 .....	8
Welcome to Atlantic Health System: Diagnostic Radiology Residency Overview.....	9
Summary of Residency Training.....	11
Resident and Graduate Board Performance.....	11
Benefits and Special Offerings .....	13
Annual Salaries.....	13
Housing Available for Residents at Morristown Medical Center.....	14
Housing Available for Residents at Overlook Medical Center .....	15
The Fellowships of Our Stars.....	16
Resident Scholarly Activity .....	17
General Call Information.....	23
Resident Responsibilities by Year .....	24
Department Staff.....	25
Appointment Resident/Fellow Agreement .....	26

## A Letter From Your Program Director

Welcome to the Diagnostic Radiology Residency program at Atlantic Health System! We are committed to providing our residents with the education and skill set to meet the ever-evolving expectations of our remarkable field.

With a focus on resident physician wellness, our institution and this program have your professional and personal interests in mind. We encourage our residents to explore their talents and capabilities throughout residency, an invaluable part of any educational experience. Recognized as one of the Best Places to Work by both *Modern Healthcare* and *Fortune* magazine, Atlantic Health System is at the forefront of medicine, setting standards for quality health care in New Jersey, Pennsylvania and the New York metropolitan area. .

At Morristown and Overlook medical centers, residents are exposed to a high volume of diverse pathology across all subspecialties. In fact, Morristown Medical Center is a Level I trauma center and a tertiary care center for the region. Coinciding with this case variety, our faculty are comprised of fellowship-trained radiologists across all subsections. This allows our residents to benefit from advanced subspecialty teaching daily.

Additionally, we offer two spots per year for our ESIR pathway. This is an enriching opportunity for those residents interested in pursuing a career as an interventional radiologist. This successful curriculum has been in place the last few years and we have graduated several residents to date.

Thank you again for your interest in our program, it is sincerely appreciated. We look forward to showing you everything that the Atlantic Health System's Diagnostic Radiology Residency program has to offer, and we welcome the opportunity to contribute to your professional and personal development.

Sincerely,

Justin Alpert, MD  
Program Director  
Diagnostic Radiology Residency





## **Morristown, New Jersey – Rich with History...**

With the historic “Green” at South Street serving as its community core location, Morristown is a socially and ethnically diverse community offering a wide range of amenities to residents and medical students. Morristown is the county seat of Morris County, and home to both Morristown Medical Center and a wide range of cultural facilities. George Washington really did sleep here, with Morristown serving as his headquarters for two different winter encampments during the Revolutionary War.

The National Trust for Historic Preservation has named Morristown one of its “Dozen Distinctive Destinations.” In and around Morristown are a wide number of historic attractions and museums – Washington’s Headquarters, the Morris Museum, MacCulloch Hall Museum and Gardens, Historic Speedwell Village, the Morris County Historical Society’s Acorn Hall, Fosterfields Living Historical Farm, Frelinghuysen Arboretum and the Morris Museum. Morristown’s Historic District features the Mayo Performing Arts Center, shops, and many Victorian-era homes, including that of famed political cartoonist Thomas Nast. New York City is easily accessible from Morristown, which has a train station on New Jersey Transit’s Morris & Essex line that provides service to Penn Station in Manhattan, less than one hour away. Atlantic Health System provides free shuttle service for medical students and for hospital personnel from the train station to the hospital campus.

Morristown is known for its interesting array of restaurants, pubs and bars – many of which are within walking distance of the medical center and each other. The restaurant and bar scene is well-rounded, with venues to suit most anyone’s taste – from hip and casual, to upscale and elegant.

The Morris County Park Commission manages nearly 40 facilities in and around Morristown, including historic sites, golf courses, outdoor educational and recreational facilities, arboreta, conservation areas, 150 miles of trails, and ice skating arena. The Park System offers award-winning programs, special events, and activities for all ages. Year-round recreational opportunities abound – for hiking, ice skating, sledding, ice fishing, fishing, boating, swimming, cross-country skiing, snowshoeing and biking.

Morristown Municipal Airport is the second-busiest general aviation airport in New Jersey, while Newark International Airport is a mere 30 minutes away.

The Seeing Eye guide dog school is also located in Morristown.



# Mission & Vision

## Mission

Designing and delivering high quality, innovative and personalized health care, to build healthier communities and improve lives for patients, consumers, and caregivers.

## Vision

Improving lives, empowering communities through health, hope and healing

## Our Brand Promise, Our Pride Promise

Our promise to our communities is that all who enter our system receive the highest quality care delivered at the right time, at the right place, and at the right cost. We are committed to creating a Trusted Network of Caring®.

Our vision and mission are supported by a culture of Shared Values and Performance Standards. This culture is embodied in our commitment to excellence and is defined through goals and achievements in service, quality, physicians, people, growth and cost.

**Service** – Atlantic Health System is committed to providing superior customer satisfaction that ensures you and your family an exceptional experience, making your health care experience unique and rewarding.

**Quality & Safety** – Quality care is to be expected, and at Atlantic Health System, we strive to offer an unparalleled level of care by continually seeking ways to improve patient safety.

**People** – Atlantic Health System is committed to recruiting the best and the brightest, and provides its employees with a rewarding career experience. Satisfied employees deliver a high level of quality and compassion – it's what patients should expect and deserve.

**Growth** – As community demands for services increase, Atlantic Health System is dedicated to providing convenient access to the unique services and cutting-edge technology that meet patient and physician needs.

**Cost** – As a non-profit organization, Atlantic Health System is not only fiscally prudent, but socially responsible to providing its community with high quality, safe, affordable patient care.

**Community** – We have a long history of expanding care beyond the walls of our hospitals and making the communities we serve healthier places to live.

Our employees and physicians are committed to working together to create a culture that is focused on improving patient, employee and physician satisfaction. We are dedicated to creating an organizational culture where our patients, employees and physicians feel valued.

**Thank you for choosing Atlantic Health System!**

**P** **PURPOSE** drives us to improve the health and wellness of the communities we serve and pursue what we love 

**R** **RESPECT** creates trusting and enduring relationships, enabling us to treat all people with dignity, learn from one another and accept each other's beliefs 

**I** **INNOVATION** powers opportunities for collaboration, creativity, future thinking and positive change 

**D** **DIVERSITY + INCLUSION** binds us together in a culture that is open and accepting of ideas, where everyone belongs and can be their true and authentic selves 

**E** **EXTRAORDINARY CARING** inspires us to deliver excellence and compassion to our patients, to our communities and to each other 



# Awards and Designations

Atlantic Health System is accredited by **The Joint Commission** and is a member of **AllSpire Health Partners** – an alliance of seven hospital systems that addresses quality, population health management, best practices and medical research in the Northeast region. We also have a medical school affiliation to the Sidney Kimmel Medical College at Thomas Jefferson University.

Atlantic Health System's hospitals, programs and services have received prestigious recognition and certifications, including:

- **Best Workplaces in Health Care New York (AREA)™ 2023:** *Fortune*
- **150 Top Places to Work in Healthcare 2023:** *Becker's Hospital Review*
- **2023 NJBIZ Best Places to Work**
- **Best Employers for New Grads 2023:** *Forbes*
- Atlantic Accountable Care Organization (ACO) - **"100 Accountable Care Organizations to Know:"** *Becker's Hospital Review*
- **Atlantic Health System's Stroke Centers** - Gold Seal of Approval for Primary Stroke Centers: The Joint Commission
- **Atlantic Visiting Nurse** - Accreditation: The Joint Commission
- **Best Places to Work in Healthcare:** *Modern Healthcare*
- **Best Workplaces for Diversity:** *Newsweek*
- Leader in LGBT Healthcare Equality: Human Rights Campaign Foundation Healthcare Equality Index
- CEO Cancer Gold Standard™ accreditation for commitment to the health of employees and their families: **CEO Round Table on Cancer**
- Gold-Level "Well Workplace": **Wellness Council of America (WELCOA)**
- Morristown Medical Center – **Best Hospital** in six specialties — orthopedics; obstetrics and gynecology; cardiology, heart and vascular surgery; pulmonology and lung surgery; geriatrics; and ear, nose and throat: *U.S. News & World Report*; **Best Regional Hospital**, high performing in 21 types of care - abdominal aortic aneurysm repair; aortic valve surgery; colon cancer surgery; diabetes; gastroenterology and GI surgery; heart attack; heart bypass surgery; heart failure; hip fracture; hip replacement; kidney failure; knee replacement; leukemia, lymphoma and myeloma; lung cancer surgery; maternity care; neurology and neurosurgery; pneumonia; prostate cancer surgery; stroke; TAVR (transcatheter aortic valve replacement); and urology: *U.S. News & World Report*
- Morristown Medical Center – America's 50 Best Hospitals Award: Healthgrades
- Morristown Medical Center – World's Best Hospitals Award and Best Hospitals for Infection Prevention: *Newsweek*
- Morristown Medical Center – Great Hospitals in America: Becker's Hospital Review
- Morristown Medical Center – World's Best Smart Hospitals and America's Best Cancer Hospitals: *Newsweek*
- **Official Health Care Partner of the New York Jets**
- **One of the 40 Best Workplaces in Health Care:** *Great Place to Work®* and *Fortune*
- Overlook Medical Center – **Best Regional Hospital**, high performing in 16 types of care - colon cancer surgery; chronic obstructive pulmonary disease (COPD); diabetes; gastroenterology and GI surgery; geriatrics; heart attack; heart failure; hip fracture; kidney failure; knee replacement; leukemia, lymphoma and myeloma; maternity care; neurology and neurosurgery; pneumonia; orthopedics; and stroke: *U.S. News & World Report*
- Overlook Medical Center – World's Best Hospitals Award and Best Hospitals for Infection Prevention: *Newsweek*
- Overlook Medical Center – America's 50 Best Hospitals Award: Healthgrades
- **Surgery, Internal Medicine and Family Medicine Residency Programs** Accreditation: Accreditation Council for Graduate Medical Education
- Top Doctors: *New Jersey Monthly*
- Top Doctors: Castle Connolly Medical Ltd.
- Top Hospitals: Castle Connolly Medical Ltd.

# Atlantic Health System Vital Stats: 2023



## Morristown Medical Center

### Vital Stats 2023:

6,973 employees  
 2,050 physicians/providers  
 735 licensed beds  
 38,926 admissions  
 5,347 births  
 107,002 emergency visits  
 860,302 outpatient visits  
 11,744 inpatient surgeries  
 14,668 same day surgeries

## Newton Medical Center

### Vital Stats 2023:

1,237 employees  
 586 physicians/providers  
 161 licensed beds  
 7,414 admissions  
 498 births  
 37,014 emergency visits  
 143,836 outpatient visits  
 749 inpatient surgeries  
 2,298 same day surgeries

## Hackettstown Medical Center

### Vital Stats 2023:

684 employees  
 473 physicians/providers  
 111 licensed beds  
 3,763 admissions  
 22,919 emergency visits  
 102,110 outpatient visits  
 565 inpatient surgeries  
 1,164 same day surgeries

## Overlook Medical Center

### Vital Stats 2023:

3,687 employees  
 1,744 physicians/providers  
 513 licensed beds  
 19,867 admissions  
 2,275 births  
 103,816 emergency visits  
 449,477 outpatient visits  
 4,247 inpatient surgeries  
 11,656 same day surgeries

## Chilton Medical Center

### Vital Stats 2023:

1,378 employees  
 791 physicians/providers  
 260 licensed beds  
 7,908 admissions  
 665 births  
 46,266 emergency visits  
 196,074 outpatient visits  
 1,182 inpatient surgeries  
 4,447 same day surgeries

## Goryeb Children's Hospital

### Vital Stats 2023:

266 employees  
 94 licensed beds  
 4,848 admissions (excluding births)  
 959 NICU admissions  
 36,702 emergency visits  
 95,276 outpatient visits  
 3,328 same day surgeries

## Atlantic Health System's Recent Awards and Recognition:



Morristown Medical Center



Overlook Medical Center



Morristown & Overlook Medical Centers



# Welcome to Atlantic Health System

## DIAGNOSTIC RADIOLOGY RESIDENCY OVERVIEW

The Diagnostic Radiology Residency is a four-year program based at Morristown Medical Center in Morristown, NJ, and integrated with Overlook Medical Center in Summit, NJ. Residents complete a year of clinical training prior to matriculating to the program. The program is fully accredited by the Accreditation Council for Graduate Medical Education and abides by all standards and practices set forth by the American Board of Radiology.

The program is comprised of 20 residents in training, with five entering each year.

We support and encourage residents' participation in research, and our residents win awards and recognition at national and international conferences, including the Cardiovascular and Interventional Radiology Society of Europe, the Society of Interventional Radiology and the Radiological Society of North America.

Residents are trained on modern, state-of-the-art imaging equipment by fellowship-trained, highly skilled faculty. Our hospitals use the newest available technology, including 3D mammography, the first major advance in breast imaging and breast cancer screening since breast MRI.

Our residents enjoy high board pass rates. Historically, the program's board passage rate is significantly and consistently higher than the national average. Graduates pursue further specialty training in fellowships at prestigious institutions.

A greater than 1:1 core faculty-to-resident ratio ensures that residents' individual strengths and needs are identified and addressed throughout their training. Each teaching area has at least one fellowship-trained attending radiologist in that subspecialty.

**Mission Statement: Our program is carefully designed to provide our residents with the highest quality training in a supportive academic environment that values and supports autonomy, independence and scholarly inquiry. Our highly specialized faculty and staff are dedicated to a program that prepares our residents to begin their fellowship and career with the experience and confidence to succeed early.**

## Educational Activities

Students are responsible for attending and participating in the following educational conferences during their Radiology rotation:



### Monday

7:45-8:30am Resident-presented Didactic /Patient-Centered Radiology, Professionalism Lecture Series

12:00-1:30pm Attending-presented Didactics

1:30-2:00pm Medical Rounds

*Medical Rounds are conducted with Radiology residents, Internal Medicine residents, and medical students from both services*

### Tuesday

7:45-8:30am Resident-presented Didactics

12:00-1:30pm Attending-presented Didactics

1:30-2:00pm Medical Student Tutorial

*Presented by Radiology residents, for students to become familiar with normal anatomy as demonstrated in common imaging studies, and with the radiologic appearance of some common pathologic processes.*

### Wednesday

7:45-8:30am Attending-presented Didactics

12:00-1:30pm Attending-presented Didactics

1:30-2:00pm Medical Student Tutorial

*Presented by Radiology residents, for students to become familiar with normal anatomy as demonstrated in common imaging studies, and with the radiologic appearance of some common pathologic processes.*

### Thursday

7:45-8:30am Attending-presented Didactics

12:00-1:30pm Attending-presented Didactics

1:30-2:00pm Medical Rounds

*Medical Rounds are conducted with Radiology residents, Internal Medicine residents, and medical students from both services.*

### Friday

7:45-8:30am Radexam and Administrative time

12:00-1:30pm Attending-presented Didactics

1:30-2:00pm Medical Student Tutorial

*Presented by Radiology residents, for students to become familiar with normal anatomy as demonstrated in common imaging studies, and with the radiologic appearance of some common pathologic processes.*



The Diagnostic Radiology Residency Program is a four-year residency at two locations: Morristown Medical Center in Morristown, and Overlook Medical Center in Summit. Your residency will consist of 60 percent of your rotations at Morristown and 40 percent of your rotations at Overlook. What does that mean for you?

**Residents benefit from a high volume of cases**, performing nearly 420,000 examinations each year at Morristown Medical Center, Goryeb Children's Hospital, Overlook Medical Center, and other Atlantic Health System sites.

In addition to the Diagnostic Radiology Residency, Morristown also hosts a **Women's Imaging Fellowship**, accepting one new fellow each year.

The Radiology Residency at Atlantic Health System is now offering Early Specialization in Interventional Radiology (ESIR). The program has sufficient procedural resources to provide all residents including other resident rotators including mini-fellowship rotations for R4 residents not in the ESIR pathway. As a high-volume, comprehensive IR department, our ESIR residents will be exposed to a sufficient and wide breadth and balance of procedural experience, clinical training and patient care. Specifically, we offer training in the full gamut of interventional, neurointerventional and vascular surgery procedures as well CT and MR angiography, CT and Ultrasound guided biopsies, drainages and critical care. Furthermore, we are a busy regional Trauma Center and home to the Carol G. Simon Cancer Center and Goryeb Children's Hospital.

Atlantic Health System provides **24-hour radiology services** to our patients, so residents gain exposure to the complete gamut of diagnostic exams. Residents are gradually introduced to the on-call routine and, during the first year, are **always supervised** by an attending on call. The resident is considered the first level of consultation within the Department of Radiology and makes decisions with respect to the performance of all emergency exams (with attending radiologist back-up). The cases that are ordered by the Emergency Department are screened by radiology technologists first. Only if the case is complex does it come to the attention of the residents and attendings. With excellent radiology technologists, and specialized nurses, you are able to focus on learning Radiology.

We are one of the few programs to utilize a **Radiology Assistant**, whose responsibilities include fielding phone calls, sending official reports to the referring physician, and re-directing phone calls to the appropriate departments. Radiology assistants work on site around the clock, so they are with you even on Night Float and weekend calls.

**Pediatric Radiology** is taught on site at **Goryeb Children's Hospital within Morristown Medical Center**. We receive pediatric cases from all over the state of New Jersey, and we have five pediatric neurosurgeons. There are six neurosurgeons at the renowned **Atlantic Neuroscience Institute at Overlook**, so residents in the program are exposed to a variety of neuroradiology cases. Morristown is also a **Level I trauma center** with a helipad.



Location! Location! Location! Morristown is **40 minutes from New York City, one hour from the beach, and less than two hours from Philadelphia**. There is **public transportation** in the form of buses and trains. The hospitals and surrounding neighborhoods are **low crime and family-friendly with excellent school systems**. Morristown was named to Money.com's list of "Best Places to Live in the U.S. in 2022", and was one of just three towns in New Jersey to make that list. Great restaurants, bars, cultural venues, and events make Morristown a **premier place to live, work, and play!**

Atlantic Health System Department of Radiology Summary of Residency Training	# blocks *Required
AIRP	1
CARDIAC RADIOLOGY	0.5
ELECTIVE	0.5
NIGHT FLOAT	10.5 = 21wks
ER/CHEST	3-4
BODY CT Morristown Medical Center	5-6
Overlook Medical Center	
FLUOROSCOPY Morristown Medical Center	5-6
Overlook Medical Center	
MRI Morristown Medical Center	2
Overlook Medical Center	
MAMMOGRAPHY Morristown Medical Center	3
Overlook Medical Center	
MUSCULOSKELETAL Morristown Medical Center	2
Overlook Medical Center	
NEURORADIOLOGY Morristown Medical Center	4
Overlook Medical Center	
NUCLEAR MEDICINE Morristown Medical Center	6
Overlook Medical Center	
INTERVENTIONAL RADIOLOGY (IR1/IR2)	5-6
PEDIATRIC RADIOLOGY	2-3
ULTRASOUND (111) Morristown Medical Center	3.5
Overlook Medical Center	
VASCULAR ULTRASOUND	0.5

SAMPLE: Subject to Change

## Resident and Graduate Board Performance

2024 Board Scores: 4 of 4 first time pass  
 2023 Board scores: 5 of 5 first time pass  
 2022 Board scores: 5 of 5 first time pass  
 2021 Board scores: 5 of 5 first time pass  
 2020 Board scores: 4 of 5 first time pass  
 2019: Board scores: 4 of 4 first time pass  
 2018 Board scores: 4 of 4 first time pass  
 2017 Board Scores: 5 of 5 first time pass  
 2016 Board Scores: 5 of 5 first time pass  
 2015 Board Scores: 5 of 5 first time pass  
 2014 Board Scores: 5 of 5 first time pass

**100% first time pass on Certifying Exam in 2017**  
**100% first time pass on Certifying Exam in 2016**  
**100% first time pass on Certifying Exam in 2015**

### First time pass rate:

Pre CORE: 93%

2013-2019, 100% pass rate



# MORRISTOWN MEDICAL CENTER

## KEY



Atlantic Health System  
Overlook Medical Center

**Main Entrance:**  
99 Beauvoir Avenue  
Summit, NJ 07901

**MAC I**  
33 Overlook Road  
Summit, NJ 07901

**MAC II**  
11 Overlook Road  
Summit, NJ 07901



## Benefits and Special Offerings

- Meal cards for the cafeteria with \$1,300 allotted per year
- \$1,000 for books each year
- Registration and generous housing stipend for AIRP (\$5,000 total)
- Additional money allotted for research, presenting at conferences, and board review courses
- 25 paid days off per year
- Subsidized housing available
- Lab coats supplied
- Free parking
- House staff quarters (rooms assigned for 24-hour call)
- Child care referrals
- Dental Insurance
- Medical insurance (Comprehensive insurance for house staff. Dependent coverage available for small deduction)
- Prescription plan
- Malpractice insurance
- Life insurance/ADD insurance (Equal to twice your annual salary rounded up to next highest thousand)
- Optional life insurance/ADD insurance (One to five times annual salary - Employee pays premium)
- Extended Illness time (9 days per year)
- Mental health and substance abuse coverage for you and your family

## Annual Salaries

2024-2025

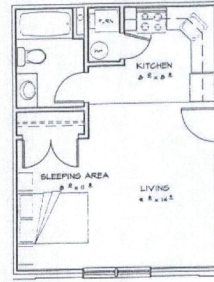
<i>Year</i>	<i>Salaries</i>
<b>PGY1:</b>	<b>\$71,838</b>
<b>PGY2:</b>	<b>\$74,316</b>
<b>PGY3:</b>	<b>\$77,412</b>
<b>PGY4:</b>	<b>\$81,128</b>
<b>PGY5:</b>	<b>\$84,844</b>
<b>PGY6:</b>	<b>\$87,940</b>
<b>PGY7:</b>	<b>\$89,179</b>



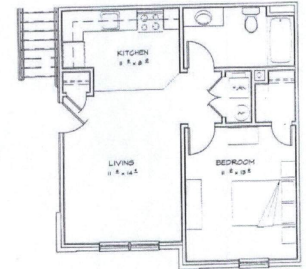


**FLOOR PLANS**

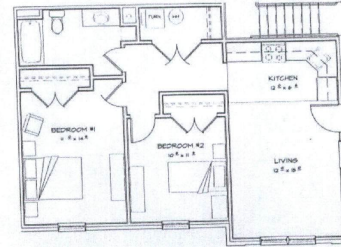
**EFFICIENCY UNIT (410 Sq. Feet)**



**ONE BEDROOM UNIT (560 Sq. Feet)**



**TWO BEDROOM UNIT (776 Sq. Feet)**



# Housing Available for Residents at Morristown Medical Center

## Franklin Village Apartments

Welcome to Atlantic Health System at Morristown! On-campus housing is available, but limited. Morristown housing offers efficiency, one and two bedroom apartments. Those residents wishing to bring relatives other than their children and spouse will not be considered for these properties until the need for residents with children are met first. It is very important that you contact me with your apartment preference by April 14, 2023 so I may attempt to locate a unit that meets your specific needs.

<b>Apartment:</b>	<b>Rental rate:</b>	<b>New Building</b>	<b>Occupancy</b>
Efficiency	\$1,360	\$1,486	No more than 1 person
One-Bedroom	\$1,625 (560 sq ft)	\$1,731 (570 sq ft)	No more than 2 people
One-Bedroom	n/a	\$1,899	No more than 2 people
One-Bedroom	n/a	\$2,012	No more than 2 people
Two-Bedroom	\$2,149	\$2,480	No more than 4 people

**Occupancy is the maximum number of people permitted to reside in each apartment**

**All rental payments will be payroll deducted. A one-month security deposit along with a signed lease is required in advance.**

**These apartments are not furnished and NO PETS ALLOWED! AHS No Smoking policy applies to all our rental units**

**Each apartment includes:**

- Wall-to-wall carpeting
- Central Air
- On-site maintenance staff
- On-site laundry facilities
- Pre-wired for cable.

**Gas/electric are the tenant's responsibility.**

**Scott Harris**  
[ahsrealestate@atlantichhealth.org](mailto:ahsrealestate@atlantichhealth.org)  
 973-401-6819

Housing is limited and not guaranteed! Housing will be determined on a lottery basis and notifications will be sent out regarding the results of the lottery by May 15th, a few weeks after the lottery closes.

If you are not selected in the lottery, you can request to be held on a "wait list" should there be any unexpected openings before June/July.

Alternate Housing can also be found through Franklin Manor 973-607-0387 and other local units can be found on sites such as [www.rent.com](http://www.rent.com).



# Housing Available for Residents at Overlook Medical Center



**27 Glenside Avenue, Summit**

This two-story apartment complex has one- and two-bedroom units, within walking distance of downtown Summit shopping and the Summit Train Station. Ample on-site parking.

Apartment Size:	Rental Rate*:	Bi-Weekly Deductions*:
One-Bedroom	\$ 1,485	\$ 685.39
Two-Bedroom	\$ 1,795	\$ 828.47

**All apartments at Glenside and at Overlook Road include:**

- ◆ Wall-to-wall carpeting,
- ◆ Central Air,
- ◆ On-site maintenance staff,
- ◆ On-site laundry facilities,
- ◆ Pre-wiring for cable.

Rental rates are for PGY-1 residents, for the academic year starting on July 1, 2023. All rental payments are deducted from payroll. A one-month security deposit is required, along with a signed lease.

**Apartments are unfurnished.**

- ◆ AHS No Smoking policy applies at all rental units.
- ◆ No pets allowed.

**Occupancy:**

- ◆ Efficiency: no more than two occupants
- ◆ One-bedroom: no more than two occupants
- ◆ Two-bedroom: no more than four occupants

Gas/electric are the tenants' responsibility.

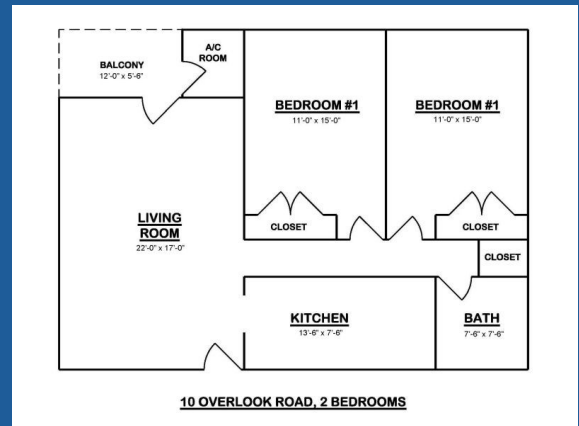
*[\*Rental rates shown are for the 2023-2024 academic year]*



**10 Overlook Road, Summit**

This six-story elevator building is conveniently located on the Overlook Hospital Campus. All of the apartments are two-bedroom units. Community room and laundry room on the premises. The building is within walking distance of the downtown Summit shopping district and the Summit Train Station. Ample on-site parking.

Apartment Size:	Rental Rate*:	Bi-Weekly Deductions*:
Two-Bedroom	\$ 1,922	\$ 887.08



*Atlantic Health also has other properties (limited number of single or duplex homes) available as rental units, in comparable price ranges. Rental rates for homes and apartments are below market rates for Summit, and are located near Overlook Medical Center, on Beauvoir Avenue and on surrounding streets. These are older, well-maintained houses — and are ideal for families, are within walking distance of downtown Summit shopping and the Summit Train Station. For additional information, contact your residency coordinator.*

# The Fellowships of Our Stars

- 2001**  
Calhoun: IR, Montefiore  
Sen: Thomas Jefferson
- 2002**  
Hanson: IR, Cornell  
Shemde: University of MD
- 2003**  
LaFosse: Body, Sloan-Kettering  
Thresher: Body, Yale
- 2004**  
DeLaura: IR, Mt. Sinai  
O'Connor: Body, Sloan-Kettering
- 2005**  
Feeney: Neuro, Beth Israel NYC  
Rohrer: Peds, Boston Children's Hospital  
Fox: Body, Thomas Jefferson  
Marx: IR, Johns Hopkins
- 2006**  
Chayapruks: Neuro, Thomas Jefferson, PA  
Fazekas: Neuro, Beth Israel NYC
- 2007**  
Volvovsky: Neuro, Beth Israel NYC  
Bernstein: IR, Johns Hopkins  
Annese: MSK, Harvard/Deaconess  
Scipione: MSK/Body/MR, Columbia
- 2008**  
Zeng: Body/MR, University of Wisconsin  
Muscato: Body, Columbia  
Hanhan: Peds, Children's Hospital of Philadelphia
- 2009**  
Utukuri: Neuro, Columbia  
R. Singh: MSK, MD Anderson Houston  
S. Singh: Peds, Cincinnati Children's Hospital  
Enis: Breast Imaging, Morristown Medical Center  
Chandrankunnel: Body, University of Washington, Seattle
- 2010**  
Khatibi: MSK/MRI, University of California Irvine  
Shin: MRI, Yale  
Ansari: MSK, Columbia  
Chung: Neuro, Columbia
- 2011**  
Piechowiak: IR, Mt. Sinai  
Eli: Breast Imaging, Morristown Medical Center  
Ledezma: IR, MUSC, Charleston, SC  
Borkar: Breast Imaging, St. Barnabas, NJ
- 2012**  
Peterson: IR, University of Minnesota  
Vatsky: Peds, IR, Arizona and Albany  
Tredennick: Breast Imaging, Mayo Clinic Arizona  
Gerena: Body, Johns Hopkins  
Cassady: Breast Imaging, Morristown Medical Center  
Mohiuddin: Neuro, Thomas Jefferson, PA
- 2013**  
Mathew: Body, Johns Hopkins  
Bobbin: Body/Informatics, Brigham Women's  
Skrzypczak: IR, St. Luke's Roosevelt, NYC  
Elson: IR, Montefiore  
Shim: IR, University of Michigan
- 2014**  
Dhakar: Breast Imaging, Morristown Medical Center  
Daigle: Breast Imaging, St. Barnabas, NJ  
Gardner: MSK/Neuro, Thomas Jefferson  
Smith: Neuro, Thomas Jefferson  
Patel: MSK, Cleveland Clinic
- 2015**  
Brown: Neuro, Mt. Sinai  
Kerwin: Breast Imaging, Morristown Medical Center  
Himchak: IR, St. Luke's Roosevelt, NYC  
Mehta: Peds, Children's National Medical Center, Washington, DC  
Parikh: Neuro, NYU
- 2016**  
Kee-Sampson: IR, Brown University, RI  
Manfredi: MSK, University of Maryland  
J. Patel: Body, Emory University, GA  
N. Patel: IR, University of Miami  
Schiavi: IR, Thomas Jefferson, PA
- 2017**  
DeMarco: IR, Albany Medical Center  
Giampa: Neuro, Yale  
Gowali: Neuro, Yale  
Hogan: Peds, Children's Hospital of Philadelphia  
Mavani: Body, Thomas Jefferson University Hospital
- 2018**  
Handler: MSK, Yale  
Kriger: Cardiothoracic, Cornell  
Ngo: Breast Imaging, Morristown Medical Center  
Scherer: IR, Cornell  
Sosin: IR, UPMC
- 2019**  
Anand: MSK, Stoller/RADNET  
Boyd: IR, UC Irvine  
Chao: IR, UT San Antonio  
Tarud: MSK, Stony Brook
- 2020:**  
Deochand: IR, Medical College of Wisconsin  
Rahman: Cardiothoracic, University of Michigan  
Thomas: Breast Imaging, Morristown Medical Center  
Taqi: MSK, Yale
- 2021:**  
Chen: MSK, Yale  
Dayal: MSK, University of Utah  
McBride: MRI Oncologic Imaging, Memorial Sloan-Kettering  
Mody: IR, University of North Carolina Hospitals  
Prasad: Vascular and IR, Medical University of South Carolina
- 2022:**  
Katz: Abdominal Imaging, Columbia  
Kerestes: IR, UT Southwestern  
Sadeghi: IR, UT Southwestern  
Schulze: MSK, Yale  
Wang: MSK, University of California
- 2023:**  
Brody: Abdominal Imaging, Columbia  
Man: Interventional Radiology, Memorial Sloan Kettering  
Mendonca: Neuroradiology, UPENN  
Sindhu: Breast Imaging, Morristown Medical Center  
Stevens: Neuroradiology, University of Washington
- 2024:**  
Adeyeye: Interventional Radiology, Columbia  
Azeem: Breast Imaging, Georgetown  
Hussain: Neuroradiology, Brigham's and Women's  
Lane: Breast Imaging, Morristown Medical Center  
Vilarello: Neuroradiology, University of Michigan

# Resident Scholarly Activity

Rahman M, Prasad M, Horner N. Tension pneumocephalus. RSNJ Case of the Month. Website Publication. May 2018.

Chao T, Calhoun S. Idiopathic Intracranial Hypertension. RSNJ Case of the Month. Website Publication. April 2018.

Prater S, Anand N, Su H. Leri Weill Dyschondrosteosis. Prater S, Anand N, Su H. Leri Weill Dyschondrosteosis. American College of Radiology: Case in Point. Website Publication. Published April 24, 2018.

Mavani P, Calhoun S. Large Benign Uterine Leiomyoma with degeneration. RSNJ Case of the Month. Website Publication. March 2018.

Deochand O, Calhoun S. Aggressive Angiomyxoma. RSNJ Case of the Month. Website Publication. February 2018.

Rahman M, Calhoun S. Emphysematous pyelonephritis. RSNJ Case of the Month. Website Publication. January 2018.

Rahman M, Calhoun S. Osteopetrosis. RSNJ Case of the Month. Website Publication. December 2017.

Prater S, Calhoun S. Uterine AVM/Pseudoaneurysm. RSNJ Case of the Month. Website Publication. November 2017.

Saini J, Yablonsky T. Free Silicone Breast Injection Granulomas. RSNJ Case of the Month. Website Publication. October 2017.

Neil Anand, MD; Tzyy Shyang Chao, MD; Raul Tarud, MD; Megan Norych, MD; Jose Rios, MD, PhD. Crouzon Syndrome. American Journal of Neuroradiology: Case of the Week. Website publication. September 7, 2017.

Khan A, Anand N, Su H. Morel-Lavallee Lesion. RSNJ Case of the Month. Website Publication. September 2017.

Mavani P, Calhoun S. Congenital Epidermoid Cyst. RSNJ Case of the Month. Website Publication. August 2017.

Gowali N, Giyanani N, Rios J. Von Hippel Lindau disease. RSNJ Case of the Month. Website Publication. July 2017.

Handler M, Sosin S, Raddy G. Ileosigmoid Knot. American College of Radiology: Case in Point. Website Publication. Published June 27, 2017.

Anand N, Horner N, Bouffard J, Moshel Y. Imaging of Anaplastic Oligodendroglioma. American College of Radiology: Case in Point. Website Publication. Published June 6, 2017.

Anand N, Tarud R, Su H. Anterior Interosseous Nerve Syndrome. 2016. <http://www.rsnj.org/education/cases101-200/case197.html>. May 1, 2017.

N. Anand, R. E. Tarud Sabbag, H. Su. Anterior Interosseous Nerve Syndrome. Radiological Society of New Jersey Case Report. May 2017.

Anand N, Wynne P. Familial Cerebrovascular Ferrocalcinosis: An Incidental Finding In A Patient With Schizophrenia. <http://www.rsnj.org/education/cases101-200/case196.html>. April 1, 2017.

Handler M, Anand N, Wei L, Snieckus P. "Adenocarcinoma of the Appendix Presenting as a Palpable Right Thigh Mass." Journal of Radiology Case Reports, vol. 11, no. 4, 29 Apr 2017, pp. 20–29., doi:10.3941/jrcr.v11i4.3087.

Anand N, Horner N, Bouffard J, Moshel Y. Imaging of Papillary tumor of the Pineal Region. American College of Radiology: Case in Point. Website Publication. Published January 20, 2017.

Prater S, Anand N, Su H. Malgaigne Fracture. American College of Radiology: Case in Point. Website Publication. Accepted for publication 2017.

Anand N, Deochand O, Murphy R. Imaging of Ulceroglandular Tularemia. Journal of Radiology Case Reports. 2017.

Anand N, Handler M, Ahsan K, Wagreich A, Calhoun S. Disseminated Peritoneal Leiomyomatosis Status Post Laparoscopic Hysterectomy with Morcellation. Journal of Radiology Case Reports. 2017.

Anand N, Boyd C, Cosentino M. Imaging of Cerebral Autosomal Dominant Arteriopathy with Subcortical Infarcts and Leukoencephalopathy. American College of Radiology: Case in Point. 2017. In Press.

Deochand O, Anand N, Boyd C, Murphy R. Perforated Meckel's Diverticulum Presenting as an Abscess. American College of Radiology: Case in Point. 2017. In Press.

Anand N, Rios J. Implications of Parenteral Ferumoxytol (Superparamagnetic Iron Oxide) on Magnetic Resonance Imaging. American College of Radiology: Case in Point. 2017. In Press.

Tarud R, Anand N, Berman E. Gallstone Ileus Secondary to Choleduodenal Fistula. Case in Point. 2017. In Press.

Boyd C, Chao T, Yablonsky T. Acute renal cortical necrosis. American College of Radiology: Case in Point. 2017. In press.

Anand N, Horner N. Imaging of Open-Lip Schizencephaly. Case in Point. December 2016.

Boyd C, Bhatti W. Refractory Hematuria of Prostatic Origin. SIR Case of the Month. December 2016.

Anand N, Lui C, Yeretsian R. Imaging of Tuberos Sclerosis Complex. The Radiological Society of New Jersey. 2016. <http://www.rsnj.org/education/cases101-200/case190.html>. Accessed October 1, 2016.

Sosin S, Manfredi B, Patel J, Bhatti W. Plexiform neurofibromas of the lower extremity. American College of Radiology: Case in Point. Website Publication. Published August 5, 2016.

Sosin S, Handler M, Yeretsian R. Azygos ACA. American College of Radiology: Case in Point. Published July 1, 2016.

Giampa JM, Calhoun SK, Hogan JR, Mercer G. Esophageal GIST. American College of Radiology: Case in Point. Website Publication. Published May 31, 2016.



DeMarco JC, Yablonsky T, Murphy R, Thongkham D. Loeys-Dietz Syndrome. American College of Radiology: Case in Point. Website Publication. Published May 20, 2016.

Hogan JR, Giampa JM, Volvovsky A. Sarcoidosis of the Orbital Extraocular Muscles. American College of Radiology: Case in Point. Website Publication. Published May 13, 2016.

Kerwin L, Printz D. Lipoleiomyoma. American College of Radiology: Case in Point. Website Publication. Published February 15, 2016.

Hogan JR. Medical Imaging Workshop for Seniors. Published on MedEdPORTAL. September 28, 2015.

<https://www.mededportal.org/publication/10216>.

Kruger LR, Scherer K, Volvovsky A, Rios JC. What's the Matter with the White Matter? A Case Based Review of Acquired Demyelinating Diseases and the Differential Diagnostic Considerations Based Upon their Respective MRI Characteristics. Educational exhibit. Radiological Society of North America, 2015 annual meeting. Certificate of Merit.

Giampa JM, Patel J, Patel N, Reede DL, Smoker WR. "The Forgotten Elements: A Pictorial Review of Lesions in the Posterior Elements." Radiological Society of North America, 2015 annual meeting. Certificate of Merit.

Kerwin L, Calhoun S. Delayed Intraperitoneal Catheter Erosion into the Small Bowel. Case Reports in Radiology. Volume 2015 (2015), Article ID 697608, 3 pages. <http://dx.doi.org/10.1155/2015/697608>. <http://www.hindawi.com/journals/crira/2015/697608/>

American Society of Neuroradiology (ASNR)

Boyd C, Anand N, Salomon A. Imaging characteristics of intracranial blood and blood products depending on chronicity and imaging modality. Educational Exhibit presented at: American Society of Neuroradiology 55th Annual Conference; 2017 April 22 - 27; Long Beach, CA.

Anand N, Kruger L, Scherer K, Mavani P, Rios J. Posterior Fossa Tumors, A Case Based Review. Educational Exhibit presented at: American Society of Neuroradiology 55th Annual Conference; 2017 April 22 - 27; Long Beach, CA.

Anand N, Chao J, Sosin S, Gowali N, Rios J. Craniosynostosis & Cranial Vault Reconstruction. Educational Exhibit presented at: American Society of Neuroradiology 55th Annual Conference; 2017 April 22 - 27; Long Beach, CA.

Giampa J, Anand N. Anatomy and Common Pathology of the Parotid Space: What The Radiologist Needs to Know. Educational Exhibit presented at: American Society of Neuroradiology 55th Annual Conference; 2017 April 22 - 27; Long Beach, CA.

Anand N, Chilai I, Gowali N, Murphy R. Neonatal Brain Imaging on Ultrasound. Educational Exhibit presented at the American Society of Neuroradiology 2016 annual conference. May 2016.

European Society of Musculoskeletal Radiology (ESSR)

Anand N, Schultzel M, Pierce S, Ogedegbe C. Incidence of Adults with Sternal Fractures in Blunt Thoracic Trauma and Their Associated Injuries: A Single Center Retrospective Study. Educational Exhibit presented at: European Society of Musculoskeletal Radiology 2017 Annual Scientific Meeting; 2017 June 15 - 17; Bari, Italy.

Deochand O, Anand N, Tarud R, Su H. Fibrodysplasia Ossificans Progressiva: A Case Based Review. Educational Exhibit presented at: European Society of Musculoskeletal Radiology 2017 Annual Scientific Meeting; 2017 June 15 - 17; Bari, Italy.

Tarud R, Anand N, Su H. Pictorial Review of Subtle ER Fractures. Educational Exhibit presented at: European Society of Musculoskeletal Radiology 2017 Annual Scientific Meeting; 2017 June 15 - 17; Bari, Italy.

Tarud R, Anand N, Su H. Knee Extensor Mechanism Pathology. Educational Exhibit presented at: European Society of Musculoskeletal Radiology 2017 Annual Scientific Meeting; 2017 June 15 - 17; Bari, Italy.

Tarud R, Anand N, Su H. Pelvic and Hip Avulsion Fractures. Educational Exhibit presented at: European Society of Musculoskeletal Radiology 2017 Annual Scientific Meeting; 2017 June 15 - 17; Bari, Italy.

Anand N, Tarud Sabbag R, Mangrulkar V. Imaging of Arthroplasty Complications. Educational Exhibit presented at: European Society of Musculoskeletal Radiology 2017 Annual Scientific Meeting; 2017 June 15 - 17; Bari, Italy.

Anand N, Tarud Sabbag R, Mangrulkar V. Imaging of Chronic Recurrent Multifocal Osteomyelitis. Educational Exhibit presented at: European Society of Musculoskeletal Radiology 2017 Annual Scientific Meeting; 2017 June 15 - 17; Bari, Italy.

Vascular Interventional Advances (VIVA)

DeMarco JC. VIVA Face-Off Spotlight: Case Presentation. Keep Me in the Loop on: Case Series of Critical Limb Ischemia Treated with Isolated Pedal Loop Angioplasty. <http://viva365.org/featured/fellows-case/>. Posted online July 18, 2016.

Deochand O, Boyd C, Calhoun S. VIVA Face-Off Spotlight: Case Presentation. Interventional Vascular Applications in High Risk Cesarean Section for Abnormal Placental Implantation. September 2017. Won 2nd place among all conference contributors.

Boyd C. Transcaval Endoleak Type II Repair After Failed EVAR. Oral Presentation. VIVA Annual Conference. September 2017.

Society of Interventional Radiology (SIR)

Sadeghi A, Tran D, Man K, DeMarco J. "Pseudoaneurysms Head to Toe: Multimodality Review of Imaging Findings and Treatment Options." Annual Meeting, Society of Interventional Radiology, Nashville, TN. April 2021. Poster. Accepted for Presentation.



Tran D, Sadeghi A, Bhatti W, Duguay S, Vanlandingham W. "Portal Vein Embolization: A Pictorial Essay of Technique and Outcomes." Annual Meeting, Society of Interventional Radiology, Nashville, TN. April 2021. Poster. Accepted for Presentation.

Tran D, Sadeghi A, Al-Taani J. "Balloon-Occlusion Prostate Artery Embolization: An Examination of Technique and Outcomes." Annual Meeting, Society of Interventional Radiology, Nashville, TN. April 2021. Poster. Accepted for Presentation.

Tran D, Sadeghi A, Jarmakani M, Vanlandingham W. "Technique, Considerations, and Outcomes of Lymphangiography in the Trauma Setting: A Case Review." Annual Meeting, Society of Interventional Radiology, Nashville, TN. April 2021. Poster. Accepted for Presentation.

Tran D, Sadeghi A, Saleem S, Vanlandingham W. "Portal Vein Recanalization-TIPS: An Angiographic Essay." Annual Meeting, Society of Interventional Radiology, Nashville, TN. April 2021. Poster. Accepted for Presentation.

Tran D, Sadeghi A, Vanlandingham W, Saleem S. "Review of Congenital Portosystemic Shunts: Considerations, Closure, and Outcomes." Annual Meeting, Society of Interventional Radiology, Nashville, TN. April 2021. Poster. Accepted for Presentation.

Tran D, Sadeghi A, Duguay S, Vanlandingham W, Conner K. "When to Intervene? A Review of Pulmonary Arteriovenous Malformations at our Institution." Annual Meeting, Society of Interventional Radiology, Nashville, TN. April 2021. Poster. Accepted for Presentation.

Sadeghi A, Tran D, Man K, Patel A, Conner K. "Emergent Interventional Management of Peripartum Hemorrhage: A Case Series." Annual Meeting, Society of Interventional Radiology, Nashville, TN. April 2021. Poster. Accepted for Presentation.

Sadeghi A, Tran D, Man K, Mahmood, Y. "Percutaneous Cryoablation of Small Renal Tumors: How We Do It." Annual Meeting, Society of Interventional Radiology, Nashville, TN. April 2021. Poster. Accepted for Presentation.

Man K, Mody P, Prasad M, Sadeghi A, Shah J, Calhoun S, Yablonsky T. Pelvic Venous Congestion Syndrome Classification and Implications for Treatment Approach. Electronic poster presentation. Society of Interventional Radiology (SIR) Conference March 2021.

Man K, Mody P, Prasad M, Sadeghi A, Shah J, Calhoun S, Yablonsky T. Arguing the Value of Ovarian Vein Embolization in Pelvic Venous Congestion Syndrome: A Review of Insurance Coverage Denials and How to Overcome Them. Electronic poster presentation. SIR Conference March 2021.

Sadeghi A, Tran D, Yablonsky T, Vanlandingham W. "Lower Extremity Angioplasty: Getting a Leg Up on Vascular Pathology." Annual Meeting, Society of Interventional Radiology, Seattle, WA. April 2020. Electronic Poster. Accepted for Presentation.

Sadeghi A, Tran D, Vanlandingham, W, Calhoun S. Biliary Intervention: Beyond the Basics. SIR 2020 Annual Scientific Meeting. Educational Exhibit. March 2020. (meeting cancelled due to COVID-19)

Deochand O, Man K, Su H, Shah N. Tour de Joints: Overview of the most common ultrasound-guided musculoskeletal procedures. SIR 2020 Annual Scientific Meeting. Educational Exhibit. March 2020. (meeting cancelled due to COVID-19)

Man K, Deochand O, Prasad M, Shim J, Calhoun S, Yablonsky T. Middle Meningeal Embolization for Chronic Subdural Hematomas. SIR 2020 Annual Scientific Meeting. Educational Exhibit. March 2020. (meeting cancelled due to COVID-19)

Mody P, . Playing Nice with the Endoscopist. SIR 2020 Annual Scientific Meeting. Educational Exhibit. March 2020. (meeting cancelled due to COVID-19)

Mody P, Yablonsky T. Acute Abdominal Interventions in the Pregnant Patient: A Case Review. ePoster Presentation. Society of Interventional Radiology Annual Meeting. Mar 2019.

Deochand O, Prasad M, Yablonsky T, Calhoun S. "The Male-type Pelvic Congestion Syndrome": Imaging and Embolization of Spermatic Varicoceles. ePoster Presentation. Society of Interventional Radiology Annual Meeting. Mar 2019.

Deochand O, Prasad M, Yablonsky T, Calhoun S. "Bloody Connections: Review and Treatment of Aortic Fistulizations". ePoster Presentation. Society of Interventional Radiology Annual Meeting. Mar 2019

Boyd C, Scheinberg D, Demarco J, Calhoun S, Yablonsky T. To Sleep or Not to Sleep: Sedation, Analgesia and local anesthesia for radiologists. Poster Presentation. Society of Interventional Radiology Annual Meeting. Mar 2019.

Boyd C, Chao T, Calhoun S, Yablonsky T. Transarterial Management of Mesenteric Segmental Arterial Mediolysis. Society of Interventional Radiology Annual Meeting. March 2018.

Boyd C, Rahman M, Calhoun S, Yablonsky T. Type II Endoleak Subtype with Adventitial Type Supply. Society of Interventional Radiology Annual Meeting. March 2018.

DeMarco J, Rundback M. Isolated Below the ankle Angioplasty for the treatment of critical limb ischemia. Oral Abstract Presentation. Society of Interventional Radiology Annual Meeting. April 2016.

Kee-Sampson J, Calhoun S. Embolization of Recurrent Knee Hemarthrosis. Oral presentation SIR In-training Case Competition. March 2014. \*Winner best case presentation\*

Society of Pediatric Radiology (SPR)

Handler M, Sosin S, Murphy R. Multi-Modality Imaging Abnormalities of the Pediatric Spleen. Educational Exhibit. SPR 2018 Annual Meeting. May 2018.

Sosin S, Handler M, Murphy R. Multi-Modality Imaging Findings in Pediatric Congenital Renal and Urinary Disorders. Educational Exhibit. SPR 2018 Annual Meeting. May 2018.

Anand N, Tarud R, Su H. AVN from A-to-Z. Educational Exhibit presented at: Society of Pediatric Radiology 2017 Annual Meeting. May 2017.

Anand N, Deochand O, Rios J. Imaging of Ulceroglandular Tularemia. Educational Exhibit presented at: Society of Pediatric Radiology 2017 Annual Meeting. May 2017.

Gowali N, Anand N, Murphy R. Ultrasound Evaluation of the Neonatal Spine. Educational Exhibit. Society of Pediatric Radiology 2017 Annual Conference. May 2017.

Eastern Neuroradiologic Society (ENRS)

Anand N, Rios J. VGKC Encephalitis. Educational Exhibit. Eastern Neuroradiological Society 29th Annual Conference. August 2017.

Anand, N., Giampa, J, Rios, J. Implications of Parenteral Ferumoxytol (superparamagnetic iron oxide) on Magnetic Resonance Imaging. Excerpta Extraordinaire presented at: Eastern Neuroradiological Society 28th Annual Conference. August 2016.

Anand N, Giampa J, Horner N. Papillary tumor of the Pineal Region. Excerpta Extraordinaire presented at: Eastern Neuroradiological Society 28th Annual Conference. August 2016.

Giampa J, Anand N, Brown, D. CT Ring Artifact. Eastern Neuroradiological Society 28th Annual Conference. August 2016.

American Society of Spine Radiology (ASSR)

Anand N, Anand A, Anand A. Transforaminal Epidural Steroid Injections & Selective Nerve Root Injections: A Novel Technique Using Percutaneous Nerve Root Stimulation. Educational Exhibit presented at: American Society of Spine Radiology 2017 Annual Symposium. February 2017.

Anand N, Sosin S, Deochand O, Khan A, Handler M. Interventional Pain Management: A Primer for Radiology Residents & Perspective on the Importance of Radiological Interpretation. Educational Exhibit presented at: American Society of Spine Radiology 2017 Annual Symposium. February 2017.

American Roentgen Ray Society (ARRS)

Sadeghi A, Tran D, Alpert J. "Problem Solving in Prostate Cancer: Acquisition, PI-RADS, Pearls, and Pitfalls." Annual Meeting, American Roentgen Ray Society, La Jolla, CA. April 2021. Educational Exhibit. Accepted for Presentation.

Sadeghi A, Tran D, Man K, Prasad M, Lam S. "Cervical Cancer Case Series: Can you FIGO out the Classification?" Annual Meeting, American Roentgen Ray Society, La Jolla, CA. April 2021. Educational Exhibit. Accepted for Presentation.

Mendonca, SH., McBride, M., Chen, F., Dayal, N., Wang, L., Reddy, G. Master Those Calcifications: Imaging Review of Pathologic and Physiologic Intracranial Calcifications. Educational Exhibit at ARRS annual meeting, April 2021.

Man K, Prasad M, Sadeghi A, Mody P, Calhoun S, Yablonsky T. Balloon, Lyse, Stent, or Operate: A Review of the Diagnostic Imaging and Therapeutic Management for Vascular Compression Syndromes. Educational exhibit. American Roentgen Ray Society (ARRS) Conference 2021.

Man K, Mendonca SH, Mody P, Daudelin I, Lam S. Electronic cigarette or vaping product use-associated lung injury (EVALI) vs. Differential Diagnoses: Side by Side Comparisons of CT Findings. Educational exhibit. ARRS Conference 2021.

Man K, Mendonca SH, Wang L, Daudelin I, Murphy R. Decrypting the Anatomy of Mythology: Review of Rare Musculoskeletal and Developmental Disorders. Educational exhibit. ARRS Conference 2021.

Anand N, Kansal S, Nuwal T, Deochand O, Horner N. Utility of Neuroimaging in Psychiatric and Neurodegenerative Disease: A Primer with Attention to Structural Imaging Findings. Educational Exhibit. American Roentgen Ray Society Annual Meeting. May 2019.

Taqi I, Anand N, Dayal N, Prasad M, Su H. Radiographic Measurements and Pathology of the Wrist: A Guide to Interpretation. Educational Exhibit. American Roentgen Ray Society Annual Meeting. May 2019.

McBride M, Anand N, Nuwal T, Chao J, Shah N. Musculoskeletal Emergencies: What the Radiologist Should Know. Educational Exhibit. American Roentgen Ray Society Annual Meeting. May 2019.

Mody P, Anand N, Boyd C, Chen F, Su H. Understanding the Frykman Classification of Distal Radius Fractures: A Guide to Interpretation with Surgical Indications. Educational Exhibit. American Roentgen Ray Society Annual Meeting. May 2019.

Schulze P, Anand N, Nuwal T, Tarud R, Shah N. Manifestations of Sickle Cell Disease: A Guide to Interpretation. Educational Exhibit. American Roentgen Ray Society Annual Meeting. May 2019.

Chao J, Boyd C, Anand N, Parikh G. Review of Anatomy of the Temporal Bone with Commonly Seen Pathology. Educational Exhibit. American Roentgen Ray Society Annual Meeting. May 2019.

Chen F, Dayal N, Anand N. Radiographic Review of Soft Tissue Calcifications. Educational Exhibit. American Roentgen Ray Society Annual Meeting. May 2019.

Dayal N, Chen F, Anand N. Taqi I. You've Got tics! Recognizing Diverticula on Imaging and Understanding Complications and Treatment Implications. Educational Exhibit. American Roentgen Ray Society Annual Meeting. May 2019.

- Chen F, Dayal N, Shah N. Breaking Bones: Review of Orthopedic Hardware Complications. Educational Exhibit. American Roentgen Ray Society Annual Meeting. May 2019.
- Boyd C, Chao T, Deochand O, Yablonsky T, Calhoun S. Trauma-Drama: Overview of solid Organ Traumatic injuries. Educational Exhibit. American Roentgen Ray Society Annual Meeting. May 2019.
- Boyd C, Deochand O, Anand N, Calhoun S. Getting Stuck in the Wrong Hole: Review of Abdominal Wall Hernias, Their Imaging Appearance and Potential Complications. Educational Exhibit. American Roentgen Ray Society Annual Meeting. April 2018.
- Saini J, Murphy R. Congenital Causes of Pediatric Neck Lesions. Educational Exhibit. Educational Exhibit presented at American Roentgen Ray Society 2018 Annual Conference. April 2018.
- Boyd C, Anand N, Deochand O, Calhoun S. Review of Abdominal Wall Hernias. Educational Exhibit presented at American Roentgen Ray Society 2018 Annual Conference. April 2018.
- Chao T, Boyd C, Calhoun S. What's that? A Pictorial Review of Commonly Seen IR Devices. Educational Exhibit presented at American Roentgen Ray Society 2018 Annual Conference. April 2018.
- Boyd C, Chao T, Scherer K, Calhoun S. Overview of Pre-Operative Embolization. Educational Exhibit presented at American Roentgen Ray Society 2018 Annual Conference. April 2018.
- Kruger L. Imaging of the Aorta in Marfan Syndrome. Educational Exhibit presented at American Roentgen Ray Society 2018 Annual Conference. April 2018.
- Boyd C, Sosin S, Anand N, Patel J. Review of Normal and Abnormal "Foreign Bodies" in the Body. Educational Exhibit presented at American Roentgen Ray Society 2017 Annual Conference. April 2017.
- Scherer K, Sosin S, Gowali N. Emergent Brain Infections. Educational Exhibit: Computer-based Slide-show Format presented at American Roentgen Ray Society 2016 Annual Conference. April 2016.
- Cardiovascular and Interventional Radiological Society of Europe (CIRSE)
- DeMarco J, Kee-Sampson J, Schiavi J, Calhoun S, Yablonsky T. Basket case – when filters go bad: a pictorial review of complications related to IVC filters. Poster presentation. Lisbon, Portugal. Sept 2015.
- DeMarco, J. Kee-Sampson, J. Schiavi, T. Yablonsky, S. Calhoun. How to properly "dock" a port: a pictorial review of implantable chest port complications. Poster presentation. Lisbon, Portugal. Sept 2015.
- Radiological Society of North America (RSNA)
- Man K, Stevens K, Mendonca SH. The Manifold Manifestations of Pheochromocytomas and Paragangliomas, from Head to Pelvis. RSNA Conference November 2021.
- Mendonca S, Brody G, Man K, Cohen B, Calhoun S. One Space, Many Pathologies: A Case Based Review of the Presacral Space. Radiological Society of North America 107th Annual Conference. November 2021. Chicago, IL
- Azeem S, Calhoun S, Murphy R. Help! What is the Best Study to Order: A Review of Pediatric Gastrointestinal Emergencies and Imaging Modalities. Radiological Society of North America 107th Annual Conference. November 2021; Chicago, IL
- Azeem S, Calhoun S. Radiology Astronomical Inspired Signs. Radiological Society of North America 107th Annual Conference. November 2021; Chicago, IL
- Mendonca, SH., Wang, L., Man, K., Chen, F., Calhoun, SK. "Seeing Past The Blind End." A Pictorial Review Of The Appendix For The On-Call Radiologist. Educational Exhibit at RSNA annual meeting, November 2020.
- Sadeghi A, Tran D, Lawrence C. "Hypoplastic Left Heart Syndrome: A Pictorial Essay." Annual Meeting, Radiological Society of North America, Chicago, IL. December 2020. Educational Exhibit. Accepted for Presentation.
- Tran D, Sadeghi A, Saleem S, Conner K, Vanlandingham W, Lawrence C. "State of the Art: Imaging of Vascular Pathology Using Ferumoxytol, A Novel MR Contrast Agent." Annual Meeting, Radiological Society of North America, Chicago, IL. December 2020. Educational Exhibit. Accepted for Presentation.
- Katz J, Prasad M. Where's The Leak? Radiographic Evaluation of Common Gastrointestinal Post-Operative Procedures. Radiological Society of North America 105th Annual Conference. December 1-6, 2019; Chicago, IL.
- Prasad M, Katz J, Schneidman J. "There's Something in my Throat": Educational Review of Common and Not-So-Common Etiologies of Dysphagia. Radiological Society of North America 105th Annual Conference. December 1-6, 2019; Chicago. IL.
- Sadeghi A, Tran D, Vanlandingham W, Calhoun S, Yablonsky T, Shim J, et al. Title: Portal Vein Potpourri: From Thrombosis to Therapy. . Radiological Society of North America 105th Annual Conference. December 1-6, 2019; Chicago. IL.
- Dayal M, Chen F, McBride M, Wang L, Shah N. Kick Off at Your Own Risk. Case Based Review of Pediatric Sports Injuries of the Lower Extremities. Radiological Society of North America 105th Annual Conference. December 1-6, 2019; Chicago. IL.
- McBride M, Chen F, Dayal N, Wang L. Is that Emphysema? Case Based Review of Emphysematous Infections of the Abdomen and Pelvis. Radiological Society of North America 105th Annual Conference. December 1-6, 2019; Chicago. IL.

Chen F, Dayal N, McBride M, Wang L. What Sport Did That? Review of Radiological Diagnosis Involving Sports Names. Radiological Society of North America 105th Annual Conference. December 1-6, 2019; Chicago. IL.

Chen F, Dayal N, McBride M, Wang L. Unstable Shoulder: Review of Shoulder Labral Tears. Radiological Society of North America 105th Annual Conference. December 1-6, 2019; Chicago. IL. Certificate of Merit Award.

McBride M, Prasad M. Solve that Volvulus! A Case-Based Review of Gastrointestinal Volvulus and its Mimics. Educational Exhibit: Radiological Society of North America 104th Annual Conference. November 2018.

McBride M, Prasad M. Foreign Bodies Gone Wrong - Imaging Review of Pediatric Foreign Body Ingestion and Its Complications. Educational Exhibit: Radiological Society of North America, 2018 Annual Meeting.

Anand N, Saini J, Katz J, Kerestes A, Calhoun S. 2017 Updates to the Fleischner Society Guidelines for Management of Small Pulmonary Nodules Detected on CT Scans: What the Radiologist Should Know. Educational Exhibit. Radiological Society of North America 104th Annual Conference. November 2018.

Deochand O, Saini J, Chao J, Anand N, Boyd C, Taqi I. Beware of the Tight Squeeze: Imaging Overview of Abdominal and Pelvic Hernias. Educational Exhibit. Radiological Society of North America 104th Annual Conference. November 2018.

Khan A, Deochand O, Anand N, Viqar M. Tibial Tubercle Fractures: Understanding the Ogden Classification System. Educational Exhibit. Radiological Society of North America 104th Annual Conference. November 2018.

Boyd C, Anand N, Chao J, Deochand O, Calhoun S. Review of Abdominal Neuroendocrine Tumors and Their Imaging Characteristics. Educational Exhibit. Radiological Society of North America 104th Annual Conference. November 2018.

Prasad M, Deochand O, Saini J, Brylka D. Unmasking the postsurgical pancreas: Normal Expected Imaging Findings and Common Complications Status Post Whipple Procedure. Educational Exhibit. Radiological Society of North America 104th Annual Conference. November 2018.

Saini J, Deochand O. Multimodality Imaging Review of Tarsal Coalition: A Commonly Overlooked Cause for Foot Pain. RSNA annual conference 2018 - electronic presentation.

Saini, J, Deochand O. Emerging Clinical Use of Technetium-99m Pyrophosphate Scintigraphy for Diagnosing Transthyretin-Related Cardiac Amyloidosis: What the Radiologist Needs to Know. RSNA annual conference 2018 - electronic presentation:

Khan A, Handler M, Anand N, Deochand O, Sosin S, Shah N. Joint the Conversation! Imaging Review of Joint Effusions. Educational Exhibit presented at Radiological Society of North America 103rd Annual Conference; November 26, 2017 - December 1, 2017; Chicago, IL.

Boyd C, Patel J, Anand N, Handler M, Sosin S, Moreno C. Imaging Appearance of the Complications Associated with Bariatric Surgery. Educational Exhibit presented at Radiological Society of North America 103rd Annual Conference; 2017 November 26 - December 1; Chicago, IL.

Sosin S, Handler M, Boyd C, Mavani P, Anand N, Ngo A. Categorization and Imaging Characteristics of Posterior Mediastinal Masses. Educational Exhibit presented at Radiological Society of North America 103rd Annual Conference; 2017 November 26 - December 1; Chicago, IL.

Handler M, Sosin S, Boyd C, Anand N, Deochand O, Murphy R. Hip Hop You Don't Stop: Multi-modality Imaging Characteristics of Pediatric Hip Pain. Educational Exhibit presented at Radiological Society of North America 103rd Annual Conference; 2017 November 26 - December 1; Chicago, IL.

DeMarco J, Chao T, Scherer K, Calhoun S, Yablonsky T, Bhatti W. Plugging the Dam: How to Perform Advanced Techniques for Type II Endoleak Embolization. Educational Exhibit presented at Radiological Society of North America 103rd Annual Conference; 2017 November 26 - December 1; Chicago, IL. Certificate of Merit.



## General Call Information

The Radiology Residency on-call requirements are within the ACGME institutional and program requirement guidelines. Specifically, all residents are guaranteed to have at least one 24-hour day out of seven free of patient care and responsibilities and are on-call in the hospital no more than every fourth or fifth night averaged over a four-week period. Residents are gradually introduced to the on-call routine through the following step mechanism: First year residents initially spend an evening weekly during their first months observing a senior resident taking call to establish the “routines.” After a few months on service, residents take weekend and evening call. Night float begins in the second year and is every other night in two-week blocks.

While on call through the entire residency program, there are always three assigned radiologists (an interventional radiologist and two diagnostic radiologists) to be on call with the resident. The resident is considered the first level of consultation within the department of radiology and makes decisions with respect to the performance of emergency exams (with attending radiologist back-up). There is an Ultrasound technologist on call 24 hours a day to perform all ultrasounds.

Twenty-four hour services are available for all aspects of Diagnostic Radiology, and thus, the resident is involved in the complete gamut of diagnostic exam choices.

When residents first begin taking night float call (October of their second year of Radiology training), they have “back-up” supervision from senior residents and attendings via teleradiology.



# Resident Responsibilities by Year

## First Year:

- Attend comprehensive introductory lecture series with emphasis on trauma and emergency radiology as well as radiation safety and contrast agents and treatment of reactions.
- Observe more senior residents (“buddy-call”) taking on-call responsibilities for the first four months.
- In the fourth or fifth month of residency, take first call responsibilities until 10:00pm on weekdays with in-house attending coverage until 10:00pm.
- The resident on call will preliminarily interpret all emergency plain film studies and participate in emergency fluoroscopy and cross-sectional studies based on their level of training in the specialty. An on-call attending will perform and interpret cases that are beyond the training level of the first year resident. All studies are reviewed with an attending for final interpretation.
- Rotate through the major specialties of radiology with emphasis on general radiology and cross-sectional imaging, including CT, ultrasound, and MRI.
- Select, research, and present cases at interdepartmental conferences, e.g. Radiology/Pathology conference, Radiology/Orthopedic conference, and Radiology/GU conference.

## Second Year:

- Call responsibilities as outlined above.
- When performing back-up function, be readily available to assist and supervise the first-year resident with plain films, fluoroscopy, and cross-sectional imaging studies.
- In addition to general and cross-sectional imaging rotations, begin rotations into more specialized areas (e.g. interventional, pediatric radiology, nuclear medicine, and mammography).
- Assist the attending in the scheduling and consenting of all emergency angiographic and interventional procedures. As required, all invasive procedures are done in conjunction with an attending radiologist.
- After passing an “ED Readiness Exam,” take first call responsibilities during the night float rotation. All cases will be reviewed with an attending radiologist beginning at 7:30am the following morning. If a referring clinician requests an attending interpretation or the resident requires assistance with an interpretation or procedural issue, he/she will contact the on-call radiologist, who will either immediately review images from home via teleradiology or come into the department.

## Third Year:

- First and back-up call responsibilities as outlined above.
- Perform other duties as expressed above, including emergency angiographic/interventional participation and weekend coverage.
- Select a research project for senior presentation.
- Spend four weeks at the AIRP to gain insight into radiologic – pathology correlation.
- Attend Board Review courses and prepare for the ABR Core Exam.
- Continue rotation through all areas of radiology with added rotations in cardiovascular radiology, obstetric and vascular ultrasound.

## Fourth Year:

- Similar on-call and lecture responsibilities as in the third year.
- Present one-hour senior project presentation to the department.
- Perform as a back-up in assisting and supervising junior residents in their diagnostic/interventional rotations.
- Six-month mini-fellowship in Radiology subspecialties of the resident’s choice.

## All Four Years

- Attend and participate in two one-hour lectures per day that cover all areas of radiology and are based on didactic or case presentation formats.
- Attend and participate in radiology grand rounds.
- Assume increasing responsibilities in rotations commensurate to the level of training.
- All rotations are closely supervised and monitored by an attending radiologist, and all final interpretations are given by an attending radiologist.
- Maintain professional demeanor while on daily rotations and during on-call responsibilities.
- Represent the department operations and ultimately provide the optimal level of patient service.
- Research is encouraged, including publication and presentation at national meetings.
- Maintain a log of interventional and invasive procedures in which the resident participated.
- Maintain an outside reading and study schedule to complement material learned in daily rotation, lectures, conferences and on call.



[atlanticealth.org/DiagnosticRadiologyResidency](https://atlanticealth.org/DiagnosticRadiologyResidency)  
ACGME Program # 4203311116

**Program Director**

Justin Alpert, MD  
[justin.alpert@atlanticealth.org](mailto:justin.alpert@atlanticealth.org)

**Site Assistant Program Director,  
Morristown Medical Center**


Stella Lam, MD  
[stella.lam@atlanticealth.org](mailto:stella.lam@atlanticealth.org)

**Site Assistant Program Director,  
Overlook Medical Center**

Alexander Klebba, MD  
[alexander.klebba@atlanticealth.org](mailto:alexander.klebba@atlanticealth.org)

**Residency Program Coordinator**

Molly Crowley, MS  
[molly.crowley@atlanticealth.org](mailto:molly.crowley@atlanticealth.org)  
973-971-6763



**Program Director  
Justin Alpert, MD**

Justin Alpert, MD, is the program director of the Diagnostic Radiology Residency program at Atlantic Health System's Morristown Medical Center and Overlook Medical Center. After completing his fellowship at Memorial Sloan Kettering Cancer Center in 2017, Dr. Alpert joined the staff at Morristown Medical

Center in July 2017. Before taking on his current role as program director, Dr. Alpert served as assistant program director from July 2020-October 2022 and was selected Teacher of the Year by radiology residents for the academic year 2018-2019.

At Morristown Medical Center, Dr. Alpert is the section head of Abdominal Imaging, and is a member of the Society of Abdominal Radiology, American College of Radiology, Radiological Society of New Jersey, and the Association of Program Directors in Radiology. He is committed to resident education and mentorship.



Follow us  
on Instagram:  
[atlanticealth\\_radiologyres](https://www.instagram.com/atlanticealth_radiologyres)



## APPOINTMENT RESIDENT/FELLOW AGREEMENT

**THIS APPOINTMENT RESIDENT/FELLOW AGREEMENT** is made effective as of this \_\_\_\_\_ day of \_\_\_\_\_, 2023 by and between, **AHS HOSPITAL CORP.**, a New Jersey nonprofit corporation, having its address at 475 South Street, Morristown, New Jersey 07962 (“Hospital”) and the Resident/Fellow set forth below.

**Name, M.D., D.O., DDS, DPM** [Name] (the “Resident/Fellow”), with an address of \_\_\_\_\_ and Hospital, in consideration of the mutual covenants and conditions set forth herein, do hereby agree as follows:

1. As part of the Resident/Fellow’s continuing Graduate Medical Education, the Hospital hereby appoints the Resident/Fellow to its Resident/Fellow Staff, and the Resident/Fellow hereby accepts the appointment, as detailed below.

Program: **Department**  
Postgraduate Level: **#**  
Beginning on or about: **July 1, 2023**  
Ending on or about: **June 30, 2024**  
(if not terminated earlier as hereinafter provided)

2. The appointment is contingent upon:
  - a. The Resident/Fellow taking the Hospital’s pre-employment physical examination, drug screen and background check (It is the Resident/Fellow’s responsibility to contact the Human Resources Department to schedule the foregoing);
  - b. The Resident/Fellow completing the Hospital’s new hire process and paperwork, all of which must be done prior to the Resident/Fellow beginning his/her employment duties;
  - c. The Resident/Fellow satisfying all requirements for acceptance into an approved residency program, as defined by the Accreditation Council for Graduate Medical Education in the current “Essentials of Accredited Residencies in Graduate Medical Education” or, in the case of osteopathic residencies, the current standards published by the American Osteopathic Association, or, in the case of dental residencies, the current standards published by the Council on Dental Education of the American Dental Association or, in the case of podiatry, the current standards published by the Council on Podiatric Medical Education;
  - d. The Resident/Fellow satisfying all requirements of the New Jersey Board of Medical Examiners for becoming registered (PGY1) or permitted (PGY2 and higher);
  - e. Certification that the Resident/Fellow is a US Citizen or has appropriate immigration status and visa to participate in the program;
  - f. Certification that the Resident/Fellow has or will successfully complete the preceding Postgraduate Level prior to the effective date of this contract, if applicable;
  - g. Certification that the Resident/Fellow has not been terminated from a prior residency program, if a transfer;

- h. Certification that the Resident/Fellow has no civil, criminal, ethical or licensure proceeding pending against him/her, nor has the Resident/Fellow been excluded from participation in the Medicare/Medicaid or other government funded health programs; and
- i. Resident/Fellow represents and warrants that he/she is not a Sanctioned Person. For purposes of this Agreement, the term “Sanctioned Person” means a person that: a) has been excluded by the Office of Inspector General of the Department of Health and Human Services from participation in Medicare, Medicaid or any state health care program (defined at 42 C.F.R., 1001.2) pursuant to 42 C.F.R. Part 1001; or b) has been excluded by the State of New Jersey Department of Human Services from participation in New Jersey’s Medicaid program pursuant to 42 C.F.R. Part 1002. Resident/Fellow shall notify the Hospital within ten (10) days after he/she receives notice that he/she is a Sanctioned Person. The Hospital shall have the right to terminate this Agreement at any time after learning that Resident/Fellow is a Sanctioned Person.

Failure of any of the above contingencies or certifications will result in immediate revocation of all offers for training. The foregoing certifications constitute ongoing representations by the Resident/Fellow and, in the event that the Hospital discovers at any time that any of the facts contained in any of the above certifications were or are untrue, the Resident/Fellow’s clinical experience with the Hospital may be terminated.

3. In consideration for the Resident/Fellow serving on the Hospital’s Resident Staff, the Hospital shall provide the Resident/Fellow with the following:
  - a. A stipend of **\$1.00** per year, gross;
  - b. Twenty (20) Time Bank days per year, as scheduled by the relevant Program Director and in accordance with the Atlantic Health System Paid Time Off policy, and without carry-over into a contract year following the contract year in which the days were accrued, unless otherwise advised by Human Resources. Additionally, the Resident/Fellow shall have the right to earn up to five (5) days of New Jersey Earned Sick Leave (“NJ SICK”) per year;
  - c. Paid holidays, as scheduled by the relevant Program Director and in accordance with the Hospital’s Housestaff Manual;
  - d. Leave of Absence (“LOA”) Benefits:
    - i) 100% pay for a LOA of up to six (6) weeks (30 days of Extended Illness Bank (“EIB”)), with eligibility beginning on Resident/Fellow’s first date of employment (once per residency/fellowship duration<sup>1</sup>);
    - ii) Residents/Fellows who are employed in Hospital’s residency/fellowship program for more than three (3) years, will receive an additional nine (9) EIB days for each additional PGY level;<sup>2</sup>

---

<sup>1</sup> Unused LOA time can be used for another approved leave of absence event during the course of Resident/Fellow’s residency/fellowship training.

<sup>2</sup> Transfers or individuals who start Off Cycle will receive allowable leave time subject to the date of hire, not their PGY level.

- iii) The first week of an approved Leave of Absence event<sup>3</sup> is covered by Paid Time Off (coded NPTO in API for LOA activation with Payroll) or is covered by NJ SICK if all Paid Time Off is exhausted. The remainder is supplemented with time from Resident/Fellow's EIB. A Resident/Fellow may choose to utilize additional PTO (instead of EIB) for an approved LOA in order to eliminate or minimize any need for extension of training. If additional time is needed, it will be subject to Hospital's, New Jersey and Federal LOA eligibility guidelines;
  - iv) Any LOA taken may require the Resident/Fellow to extend their residency/fellowship training in order to fulfill the training program and board eligibility requirements as further set forth in paragraph 7 herein. The Resident/Fellow must discuss this with their respective training program and the Hospital's Division of Academic Affairs; and
  - v) Requests for a LOA must be submitted to the Hospital's Division of Academic Affairs which will then partner with the Atlantic Health System Leave of Absence Care Team for approval.<sup>4</sup>
- e. Professional liability (malpractice) insurance coverage and indemnification in the amount of \$2,000,000 through AHS Insurance Co. Ltd. Coverage is limited to activities that occur during, and are components of, the Resident/Fellow's activities under this Agreement. The Hospital's professional liability insurance policy will cover the Resident/Fellow at the time a claim is reported regardless of when the claim is filed without the need for the Resident/Fellow to be covered by a tail policy. In the event of a claim, the Resident/Fellow agrees to cooperate fully with the professional liability insurance carrier in the defense of such claim.
- f. Medical benefits for the Resident/Fellow and members of the Resident/Fellow's immediate family in accordance with the Hospital's Human Resources policy and subject to any employee contribution required by any such policy, beginning the first recognized day of the residency/fellowship; and
- g. Other support and benefits, including meals, laundry service for uniforms, leave of absence, accidental death and dismemberment and long term care disability insurance, parental leave of absence, counseling and psychological support services, as described in the House Staff Manual, as updated from time to time.

4. In consideration for all the foregoing, the Resident/Fellow shall:

- a. Serve on the Hospital's Resident/Fellowship Staff, to the best of his/her abilities, for the full term of this Agreement (unless terminated earlier as hereinafter provided) and in compliance with all Hospital policies and procedures regarding duty hours, as set forth in the Housestaff Manual; and

---

<sup>3</sup>Approved LOA event includes parental (maternity/paternity), medical, and caregiver leaves of absence.

<sup>4</sup>Leave of Absence Requests must be submitted to [academicaffairs@atlantichhealth.org](mailto:academicaffairs@atlantichhealth.org). Requests for planned Leaves of Absences (such as pregnancy/paternity, scheduled surgery) must be submitted two (2) months before the due date/scheduled date of surgery. Requests for unplanned Leaves of Absences should be submitted as soon as possible.

- b. Perform the customary duties and obligations of the relevant residency/fellowship program in accordance with the standards of performance established by the relevant residency/fellowship program, including keeping charts, records and reports signed and up to date;
  - c. Use and endorse the use of all of Hospital's automated systems, as appropriate, including the Epic electronic medical record;
  - c. Develop a personal program of learning, with guidance from the teaching staff, to foster continued professional growth;
  - d. Participate, under supervision, commensurate with the Resident/Fellow's level of advancement and responsibility in safe, quality, effective and compassionate patient care;
  - e. Participate fully in the educational activities of the relevant residency/fellowship program and, as required, assume responsibility for teaching and supervising other residents and students;
  - f. Participate, as appropriate, in institutional programs and Medical Staff activities;
  - g. Adhere to established practices, procedures, and policies of the Medical Staff;
  - h. Adhere to all relevant Residency/Fellowship and Hospital policies, procedures, rules, regulations, manuals, handbooks, memoranda and practices, including, but not limited to, Hospital's Housestaff Manual made available to Resident/Fellow, cooperate with the Hospital's Internal Audit Department with regard to billing issues and cooperate with and, to the extent applicable, abide by any Corporate Compliance Program now or hereafter instituted by Hospital and its affiliates, including the Atlantic Health System Code of Ethics. Hospital shall make available to Resident/Fellow any applicable policies. As these policies change, notice will be given to all Housestaff and updated policies will be posted on the Academic Affairs web site.
  - i. The Resident/Fellow agrees to abide by the Hospital's Human Resources Substance Abuse policy, as well as the Physician Impairment policy as set forth in the Housestaff Manual;
  - j. The Resident/Fellow shall cooperate with the Hospital in the defense of any claim brought against the Hospital or the Resident/Fellow arising from the services provided by the Resident/Fellow under this Agreement;
  - k. Cooperate and participate to ensure appropriate representation on institutional committees and councils whose actions affect education and/or patient care; and
  - l. Supply, at least annually, to the Program Director a confidential written evaluation of the faculty and of the Resident/Fellow's educational experiences.
5. Although the Hospital cannot guarantee housing, it will make a reasonable effort to assist the Resident/Fellow in obtaining suitable housing.

6. The Hospital has established a general policy on the effect of leave of absences on timely completion of the residency/fellowship program. This policy, as set forth in the Housestaff Manual, is intended to conform to the requirements of the Accreditation Counsel for Graduate Medical Education and covers, among other things, eligibility for specialty board examinations.
7. The Resident/Fellow represents and warrants that he or she is not under obligation to any other hospital to serve on its house staff or in any other capacity. During the term of this Agreement, and any renewals thereof, the Resident/Fellow shall not, without the prior written consent of the Program Director, engage in any unauthorized professional activities, including but not limited to moonlighting, outside of those performed under this Agreement.
8. The parties to this Agreement hereby agree that they shall not unlawfully discriminate on the basis of age, color, national origin, citizenship status, physical or mental disability, race, religion, creed, gender, sex, sexual orientation, gender identity and/or expression, marital status, status with regard to public assistance, status as a disabled veteran, genetic information or any other characteristic protected by federal, state or local law and that each shall fully comply with all applicable Federal and State statutes concerning discrimination in connection with their respective obligations pursuant to this Agreement.
9. The Resident/Fellow shall receive general direction from, and shall generally be answerable to, the relevant Program/Fellowship Director. Should any problems arise, the Resident/Fellow shall make good faith and reasonable efforts to resolve the problem with the relevant Program/Fellowship Director prior to bringing the matter to the Hospital's Division of Academic Affairs. Complaints relating to an accommodation for Housestaff with disabilities, sexual or other harassment and/or discrimination must be addressed in accordance with the policies and procedures set forth in the House Staff Manual and in a manner consistent with the Hospital's policies and the law.
10. The Hospital may terminate this Agreement, and the appointment of the Resident/Fellow, in accordance with the "Disciplinary/Remedial Actions" provision of the Hospital's Housestaff Manual. In such a case, however, the Resident/Fellow may avail himself/herself of the grievance procedures as set forth in the Hospital's Housestaff Manual. Said procedures shall be the Resident/Fellow's sole and exclusive remedy.
11. The Resident/Fellow hereby acknowledges his/her ethical and legal obligations to fulfill this Agreement for its full term, and agrees that he/she shall terminate this Agreement in only the gravest circumstances. Under no circumstances, however, may the Resident/Fellow terminate this Agreement without first: 1) providing appropriate Hospital personnel an adequate opportunity to freely discuss and resolve any dissatisfaction, differences or grievances that may exist; and then 2) providing the Program Director and the Hospital's Division of Academic Affairs at least fourteen (14) days prior written notice.
12. The Program Director shall, on an annual basis, make in his/her sole judgment a determination as to the academic advancement, reappointment and promotion to a subsequent PGY level of the Resident/Fellow based on evidence of progressive scholarship and professional growth of the Resident/Fellow as demonstrated by the Resident/Fellow's ability to assume graded and increasing responsibility for patient care.
13. The term of this Agreement is one (1) year as set forth above. The Hospital may decline to offer continued employment or advancement to the higher level of training in the event that the

Resident/Fellow has not made satisfactory academic advancement or satisfactorily performed all duties under this Agreement. Notice of intent not to reappoint or not to promote the Resident/Fellow will be conveyed no later than four (4) months prior to the end of the Resident/Fellow's current contract. If the primary reason(s) for the non-renewal or non-promotion occurs within the four months prior to the end of the agreement, the Hospital will give as much written notice of the intent not to renew or not to promote as circumstances reasonably allow. In the event that the Resident/Fellow receives a letter of non-renewal or non-promotion, the Resident/Fellow may implement the grievance process as outlined in the Hospital's Housestaff Manual.

14. The Hospital shall comply with the fair and reasonable policies regarding grievance procedures and due process, as set forth in the Housestaff Manual. These policies are designed to minimize conflicts of interest in adjudication of various issues and include, but are not limited to, grievance procedures and due process for disciplinary actions taken against residents; for resident complaints; and for non-disciplinary and non-academic issues.
15. (For MD and DO residents and fellows only): The Resident/Fellow must adhere to the "USMLE Step III/COMLEX Level III Policy" (see the Hospital's Housestaff Manual). Failure to do so will result in termination of this Agreement and the Resident/Fellow's appointment.
16. The Resident/Fellow hereby acknowledges his/her understanding that acceptance to and completion of this residency program in no respect guarantees or infers any right to Medical Staff appointment, Medical Staff privileges, or employment by or at the Hospital or any of its individual campuses or by its affiliates.

When the Resident/Fellow renders patient care in a Hospital owned ambulatory care practice or other Hospital owned practice or facility, the Resident/Fellow hereby agrees, that upon completing this residency program, (except as otherwise agreed to in advance and in writing by the Program Director and the Hospital's Division of Academic Affairs), the Resident/Fellow shall transfer the care of those patients to other participating residents, as directed, and the Resident/Fellow shall not solicit those patients, or the other patients of the practice facilities where the Resident/Fellow provided services. This covenant of non-solicitation is given in consideration of the learning experience afforded to the Resident/Fellow by working with the patients at the practice facilities, and to ensure that future residents will have the same opportunity.

17. The Resident/Fellow understands and acknowledges that the residency program provides valuable training and experience and the Hospital will be requested to provide information regarding the Resident/Fellow's experience and performance while at the Hospital to other training programs or hospitals, employers and/or licensing agencies to which the Resident/Fellow applies. The Resident/Fellow hereby gives the Hospital permission and authorization to release training, educational and employment information to training programs, hospitals, employers and/or licensing agencies requesting such information. This release may include performance reviews, reasons for leaving the residency program, an evaluative summary of the Resident/Fellow's performance while in the residency program, or other information as may be requested of the Hospital. The Resident/Fellow waives any claim against the Hospital arising out of any such release of information authorized by this paragraph.
18. The Resident/Fellow will receive a diploma only if he/she completes the full term of the residency program.

19. This Agreement, including agreements, rules and policies referenced herein, represents the entire understanding between the parties, both oral and written, and supersedes and replaces any other document or agreement concerning the subject matter hereof.

**[SIGNATURES FOLLOW]**

SAMPLE



*This Agreement must be signed by the Resident/Fellow and returned to the Program Director within twenty-eight (28) days of the date of the letter enclosing this contract, or the offer of appointment or reappointment shall be deemed to have been withdrawn and this Agreement shall become null and void.*

**IN WITNESS WHEREOF**, the parties have executed this Agreement the day and year first above written.

**DIVISION OF ACADEMIC AFFAIRS:**

By: \_\_\_\_\_  
Date:  
Name: Jeffrey L. Levine, PhD  
Title: Designated Institutional Official

**PROGRAM DIRECTOR:**

\_\_\_\_\_  
Date:  
Name:  
Title: Program Director

**HOUSESTAFF:**

\_\_\_\_\_  
Date:  
Name:  
Title: Resident/Fellow

SAMPLE









**Morristown Medical Center**

100 Madison Avenue  
Morristown, NJ 07960  
973-971-6763 ph  
973-290-7294 fax

**Overlook Medical Center**

99 Beauvoir Avenue  
Summit, NJ 07901  
908-522-2000 ph

[atlanticealth.org](http://atlanticealth.org)

MMC-48349-24



Atlantic  
Health System